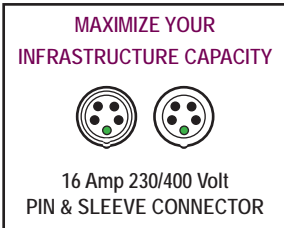


## 16 Amp 230/400 Volt 3 Phase WYE PDU

Geist's 'Y' series offers high kw ratings by utilizing the advantages of 230/400V 3 Phase WYE power distribution. Utilizing three-phase power at the cabinet level allows each cabinet to be phase balanced individually. Three phase distribution allows ratings of up to 22 kW in a 32 amp PDU, or up to 11 kW in a 16 amp PDU. All units feature Commando plugs, and can be configured with Geist's EM meter for per phase monitoring.

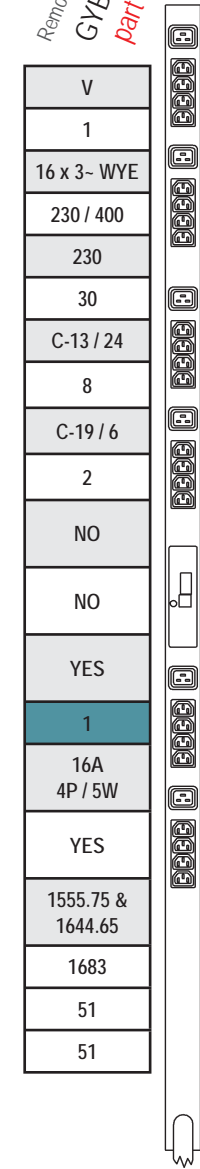
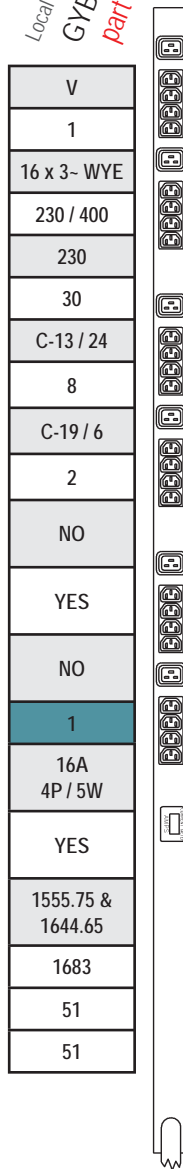


Basic Power  
GYBAN303-102IN6PS56  
part #: G1139

Local Monitoring (CM-3)  
GYBAN303-102IN6PS56  
part #: G1141

Remote Monitoring (EM)  
GYBMN303-102IN6PS56  
part #: G1143

HORIZONTAL / VERTICAL	V
QUANTITY OF INPUTS	1
AMPS	16 x 3- WYE
VOLTS	230 / 400
OUTPUT VOLTAGE	230
TOTAL SOCKET QTY	30
SOCKET TYPE / QTY	C-13 / 24
SOCKETS PER PHASE	8
SOCKET TYPE / QTY	C-19 / 6
SOCKETS PER PHASE	2
MAGNETIC CIRCUIT BREAKER / ON-OFF SWITCH WITH INTEGRAL SWITCH	NO
CURRENT MONITORING - LOCAL 3- SCROLLING*	NO
CURRENT MONITORING - LOCAL & ETHERNET*	NO
3M POWER LEAD	1
IEC 60309 230/400 VOLT, PIN & SLEEVE CONNECTOR	16A 4P / 5W
FULL-LENGTH VERTICAL MOUNTING BRACKET	YES
TOOLLESS MOUNTING HARDWARE - CENTER TO CENTER SPACING (mm)	1555.75 & 1644.65
DIMENSIONS L (mm)	1683
DIMENSIONS W	51
DIMENSIONS D	51



MODIFY TO MEET YOUR NEEDS

Cord Length (Feet)

\* +/- 3.5% Accuracy with Full Scale 50/60Hz sine wave input

### ETHERNET METER (EM)

The Geist Ethernet Meter was designed as an up-time assurance solution for your critical IT equipment. Remote access, real-time monitoring of connected loads and user defined alarm thresholds result in an early warning system for potential circuit overloads. This advanced warning solution protects against costly downtime.



### CURRENT METER (CM-3)

The Geist CM-3 series scrolling 3 Phase Current Meter provides True RMS current readings for 3 Phase PDU's. The CM-3 meter scrolls through each phase reading, eliminating the need for separate meters on each phase. Load balancing your 3 Phase installation has never been easier.



## 32 Amp 230/400 Volt 3 Phase WYE PDU

Geist's 'Y' series offers high kw ratings by utilizing the advantages of 230/400V 3 Phase WYE power distribution. Utilizing three-phase power at the cabinet level allows each cabinet to be phase balanced individually. Three phase distribution allows ratings of up to 22 kW in a 32 amp PDU, or up to 11 kW in a 16 amp PDU. All units feature Commando plugs, and can be configured with Geist's EM meter for per phase monitoring.

MAXIMIZE YOUR  
INFRASTRUCTURE CAPACITY



32 Amp 230/400 Volt  
PIN & SLEEVE CONNECTOR

Basic Power  
GYB303-103IN6PS56  
part #: G1140

Local Monitoring (CM-3)  
GYBA303-103IN6PS56  
part #: G1142

Remote Monitoring (EM)  
GYBM303-103IN6PS56  
part #: G1144

HORIZONTAL / VERTICAL	V
QUANTITY OF INPUTS	1
AMPS	32 x 3- WYE
VOLTS	230 / 400
OUTPUT VOLTAGE	230
TOTAL SOCKET QTY	30
SOCKET TYPE / QTY	C-13 / 24
SOCKETS PER BREAKER AND PHASE	8
SOCKET TYPE / QTY	C-19 / 6
SOCKETS PER BREAKER AND PHASE	2
MAGNETIC CIRCUIT BREAKER / ON-OFF SWITCH WITH INTEGRAL SWITCH GUARD	YES
BREAKER AMPERAGE / QTY	16 / 3
BREAKER POLE CONFIGURATION	DOUBLE
CURRENT MONITORING - LOCAL 3- SCROLLING*	NO
CURRENT MONITORING - LOCAL & ETHERNET*	NO
3M POWER LEAD	1
IEC 60309 230/400 VOLT, PIN & SLEEVE CONNECTOR	32A 4P / 5W
FULL-LENGTH VERTICAL MOUNTING BRACKET	YES
TOOLLESS MOUNTING HARDWARE - CENTER TO CENTER SPACING (mm)	1555.75 & 1644.65
BREAKER DOGHOUSE - 36.58mm DEPTH	YES
DIMENSIONS L (mm)	1683
DIMENSIONS W	51
DIMENSIONS D	51



V
1
32 x 3- WYE
230 / 400
230
30
C-13 / 24
8
C-19 / 6
2
YES
16 / 3
DOUBLE
YES
NO
1
32A 4P / 5W
YES
1555.75 & 1644.65
YES
1683
51
51



V
1
32 x 3- WYE
230 / 400
230
30
C-13 / 24
8
C-19 / 6
2
YES
16 / 3
DOUBLE
NO
YES
1
32A 4P / 5W
YES
1555.75 & 1644.65
YES
1683
51
51



MODIFY TO MEET YOUR NEEDS

Cord Length (Feet) 02-15

\* +/- 3.5% Accuracy with Full Scale 50/60Hz sine wave input

### ETHERNET METER (EM)

The Geist Ethernet Meter was designed as an up-time assurance solution for your critical IT equipment. Remote access, real-time monitoring of connected loads and user defined alarm thresholds result in an early warning system for potential circuit overloads. This advanced warning solution protects against costly downtime.



### CURRENT METER (CM-3)

The Geist CM-3 series scrolling 3 Phase Current Meter provides True RMS current readings for 3 Phase PDU's. The CM-3 meter scrolls through each phase reading, eliminating the need for separate meters on each phase. Load balancing your 3 Phase installation has never been easier.

